

Creating Prosperity. **Together.**

# OUR PERFORMANCE

## Q3, 2024

### OUR PURPOSE

To be a partner in our nation's prosperity by creating a world leading, safe and sustainable copper business together

### OUR VISION

Natural wealth to enduring value, knowledge and skill

### OUR PRIORITIES

#### PEOPLE




BEING A WORKPLACE OF CHOICE

#### PARTNERSHIP



PARTNERING FOR PROSPERITY

#### PLANET



CARING FOR THE ENVIRONMENT

#### PROFIT



DELIVERING SUSTAINABLE VALIUE



## STRATEGIC PRIORITIES AND ASPIRATIONS

### BEING A WORKPLACE OF CHOICE BY:

- Ensuring a safe, healthy, inclusive, and diverse workplace and culture
- Attracting, retaining and motivating people by creating a place where multiple generations are proud to work
- Developing globally recognised highly skilled people

### CARING FOR THE ENVIRONMENT BY:

- Finding ways to decarbonise our business as part of the planet's decarbonisation journey
- Protecting and enhancing biodiversity
- Finding better ways to mitigate the impact of our operations on land, water and air quality
- Partnering to support national water security
- Developing the business to minimise the impacts of future closure



### PARTNERING FOR PROSPERITY BY:

- Nurturing and creating trusting relationship with our shareholders and stakeholders
- Aligning with our stakeholders on mutually beneficial goals
- Leveraging our business partners to accelerate the diversification and development of the Local and National economy
- Partnering to promote sustainable development in the areas we operate

### DELIVERING SUSTAINABLE VALUE BY:

- Creating a long-term, world-leading copper business
- Delivering the best value case by optimising our strategic plan and investing in ore body knowledge
- Being the best operator by being integrated, innovative and agile; leveraging technology and continuously learning
- Improving the resiliency and stability of our supply chain, including power supply and delivering a premium product to a diverse customer base

## OUR PERFORMANCE

Q3, 2024



OTMongolia



OTMongolia



Oyu Tolgoi




OTMongolia



OTMongolia





## HEALTH AND SAFETY

Safety is our utmost important priority at Oyu Tolgoi. If a job is not safe, we will not do it.

IN THE THIRD QUARTER OF 2024

# 11,288,118

PEOPLE/HOURS WORKED

In the third quarter of 2024, All Injury Frequency Rate was 0.17 per 200,000 people/hours worked.



## INJURY FREQUENCY RATE

TARGET ↓ 0.23

PERFORMANCE **0.17**



## EDUCATION AND TRAINING

(TOTAL PEOPLE/HOURS)

Oyu Tolgoi continued upskilling its employees in accordance with its vision and provided 172,015 people/hours of training to its employees in the third quarter of 2024.



### EDUCATION AND SCHOLARSHIP PROGRAMS

#### NATIONWIDE EDUCATION PROGRAMME

Since 2010, **2,052** students have benefited from the Youth development programme, Domestic and International scholarship program.

#### EDUCATION PROGRAMME IN UMNUGOVI

Since 2016, **662** Umnugovi student's have received scholarships from Gobi Oyu scholarship and the Herder Families scholarship programmes.



### CAREER DEVELOPMENT PROGRAMS

Since 2013, **1,589** students have participated in Graduate Development Programme, Internship Programme, Apprenticeship programme and Pre-employment Programme.



## NATIONAL EMPLOYEE RATIO

# 97.2%

COMMITMENT 90%

Oyu Tolgoi's workforce's 97.2% are Mongolians with 27% of our total workforce working on the Underground Project.



## FEMALE EMPLOYEES

# 23.6%

TARGET 25%

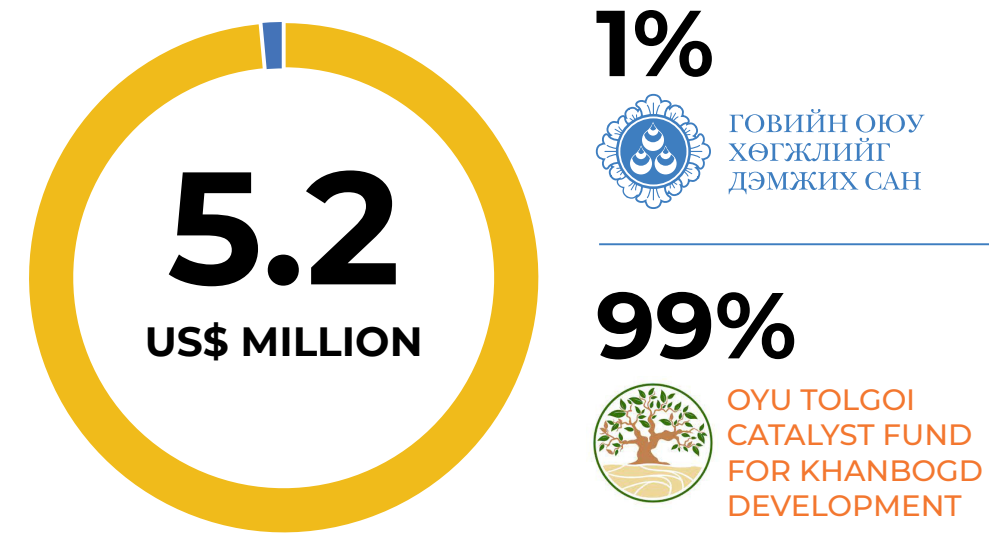
## OUR PERFORMANCE

Q3, 2024



## SUSTAINABLE DEVELOPMENT PROJECTS IN UMNUGOVI PROVINCE

(Q3, 2024)



Oyu Tolgoi invested US\$**56.4** million in sustainable, long-term projects as of the first three quarter of 2024 since 2015.

Health & wellbeing	0.03%
Education	1.69%
Local business development	14.1%
Culture & history	4%
Community Infrastructure	79%
Environment	0.2%
Sport	0.5%

## TAXES, FEES AND OTHER PAYMENTS

(Q3, 2024)

**107**  
US\$ MILLION

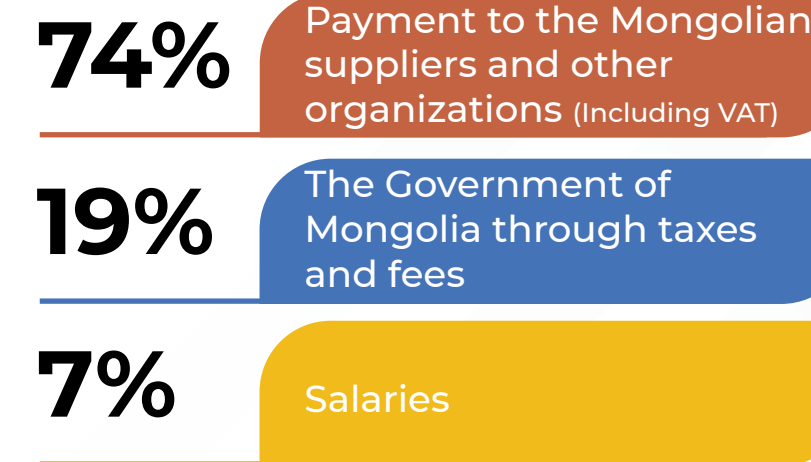
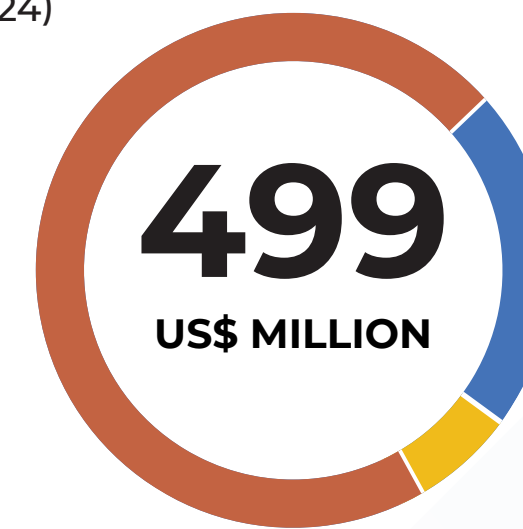
HAS BEEN PAID IN TAXES, FEES AND OTHER PAYMENTS.

Since 2010, Oyu Tolgoi has paid US\$**4.7** billion\*\* in taxes, fees and other payments, including the VAT\* paid to Mongolian suppliers.

\*OT does not reclaim VAT.  
\*\* Includes payment of the disputed tax of US\$438 million, which is pending the international arbitration decision.

## TOTAL IN-COUNTRY SPEND

(Q3, 2024)



Since 2010, Oyu Tolgoi has spent US\$**18.4** billion in-country in the form of salaries, payments to Mongolian suppliers, taxes and other payments to the Government of Mongolia.

## IN-COUNTRY PROCUREMENT SPEND

(Q3, 2024)

**403**  
US\$ MILLION

Oyu Tolgoi operations procurement team collaborated with 917 suppliers at the first three quarter of 2024, of which 609 are in-country businesses representing 90% of total operations procurement spend. Since 2010, Oyu Tolgoi has spent US\$**12.3** billion on in-country procurement spend.

## UMNUGOVI PROCUREMENT SPEND

(Q3, 2024)

**87** US\$ MILLION

At the first three quarter of 2024, 118 local suppliers provided goods and services of US\$87.6 million to Oyu Tolgoi. Since 2010, Oyu Tolgoi has spent US\$**1.64** billion on procurement from Umnugovi province.

## OUR PERFORMANCE

Q3, 2024

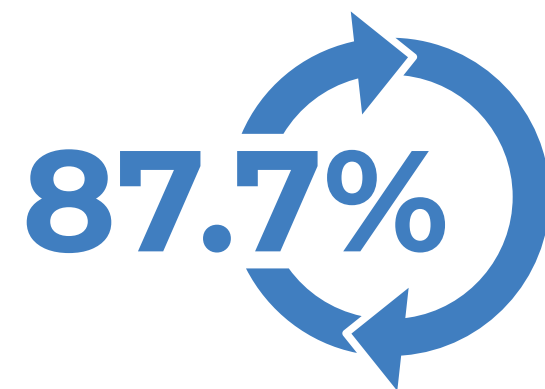


## WATER USAGE PAYMENT

(Q3, 2024)



Since 2013, as of the third quarter of 2024, US\$70 million paid for water usage.



At the third quarter of 2024, we exceeded our water recycling target of 80%, reaching 87.7%.



## “100 MILLION TREE” PROGRAM PROGRESS

Reforestation of 1 million trees planted on 400ha degraded forest in Selenge province.

Establishing 2 tree nurseries in Khanbogd and Tsogt-Ovoo soums, with an annual capacity to grow 250,000 and 500,000 saplings per year.

Technical rehabilitation on 123.92 ha disturbed and abandoned land by irresponsible mines in Khongor soum, was handed over to Darkhan-Uul authorities.

Reforestation with saxaul trees in the Khanbogd, Bayan-Ovoo, and Manlai soums of Umnugobi province with 20 ha in each soum, total of 60 ha, with the goal of planting 75,000 trees.

Total of 35,000 tree saplings were distributed to Oyu Tolgoi LLC and contractors employees. Since commencement of the programme, a total of 102,852 tree saplings have been distributed.

Successfully organised “Vegetation in Gobi desert region” training session under the Green future - Combat Desertification International Conference.

## WATER USE EFFICIENCY

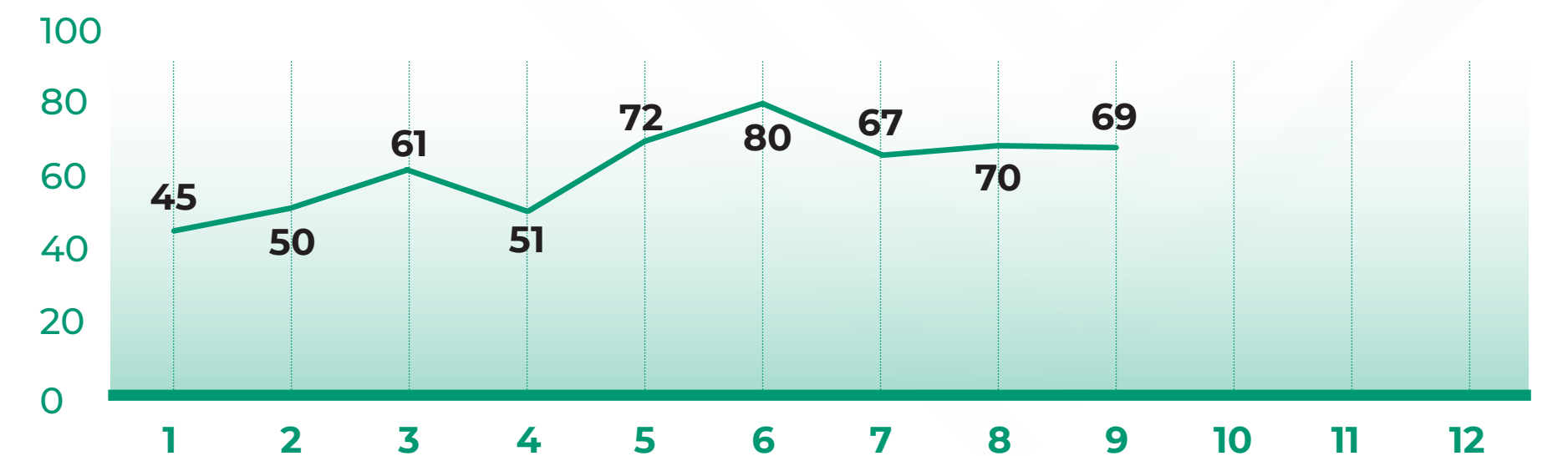
(CUBIC METRES PER TONNE OF ORE PROCESSED BY MONTHS)



Oyu Tolgoi used an average of 0.37 cubic metres of water per tonne of ore processed in the third quarter of 2024 which is three times lower than the global average of 1.2 cubic metres per tonne.

## RECYCLABLE WASTE

(PER CENT BY MONTH)



As of the third quarter of 2024, 69% of the total generated waste is recyclable.

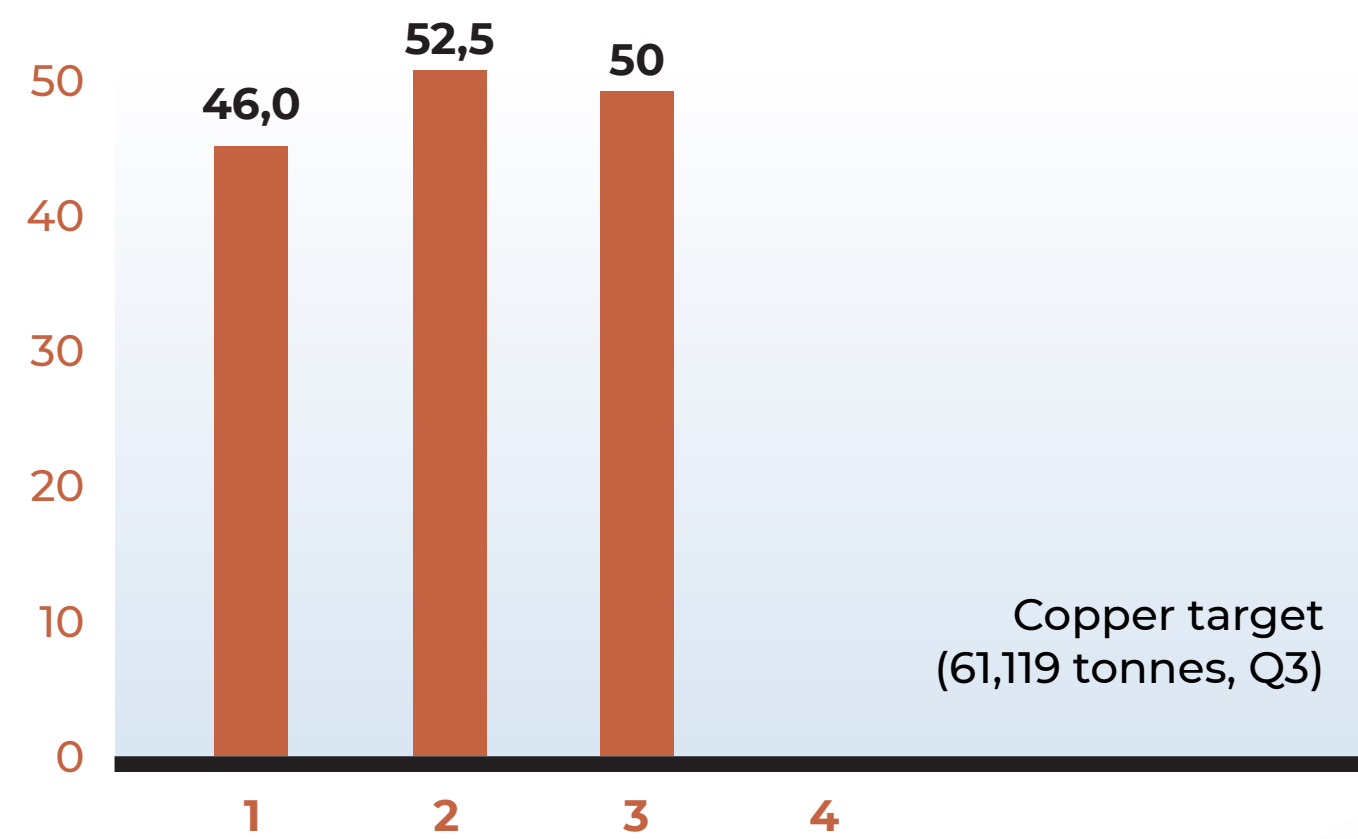
## OUR PERFORMANCE

Q3, 2024



### PRODUCTION OF COPPER IN CONCENTRATE

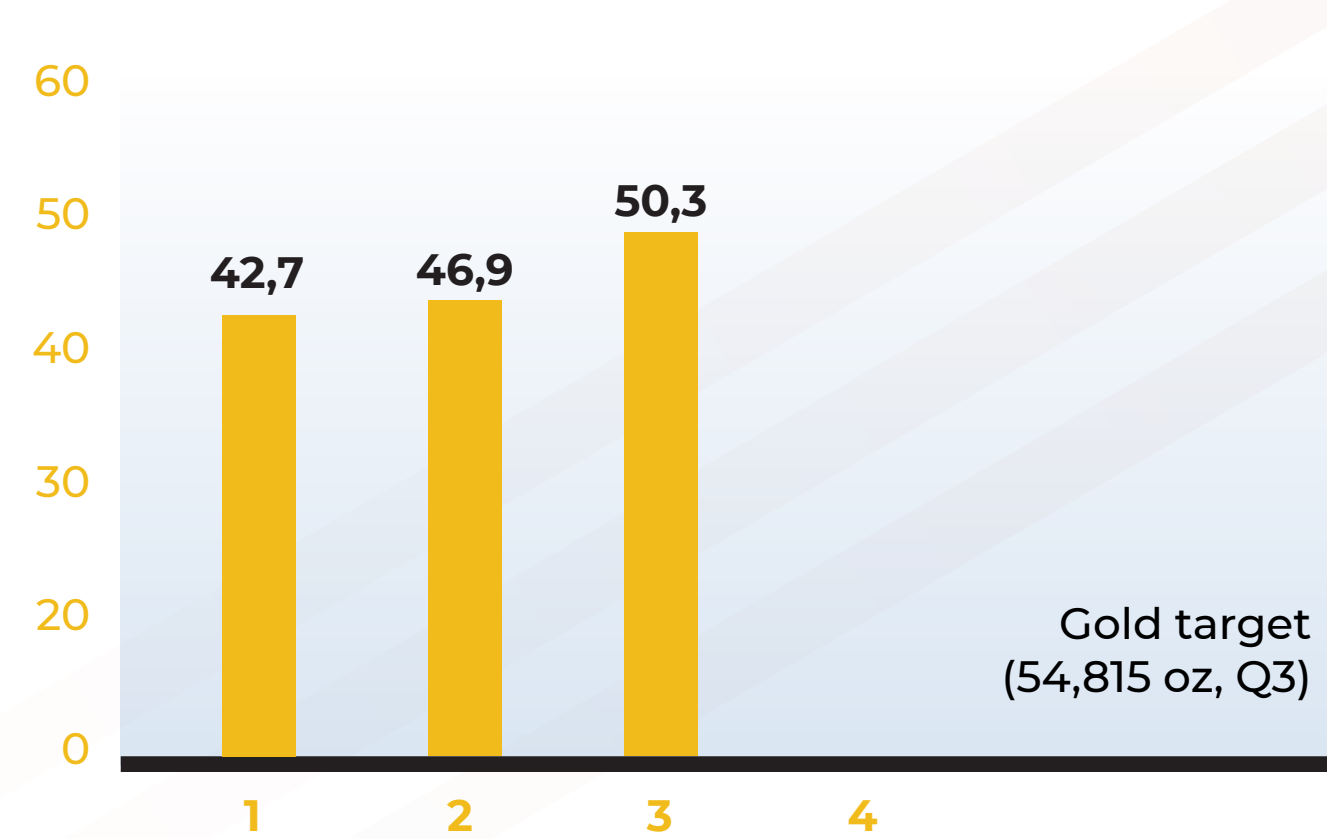
(1,000 TONNES)



In the third quarter of 2024, copper production in concentrates was 50,030 tonnes.

### PRODUCTION OF GOLD IN CONCENTRATE

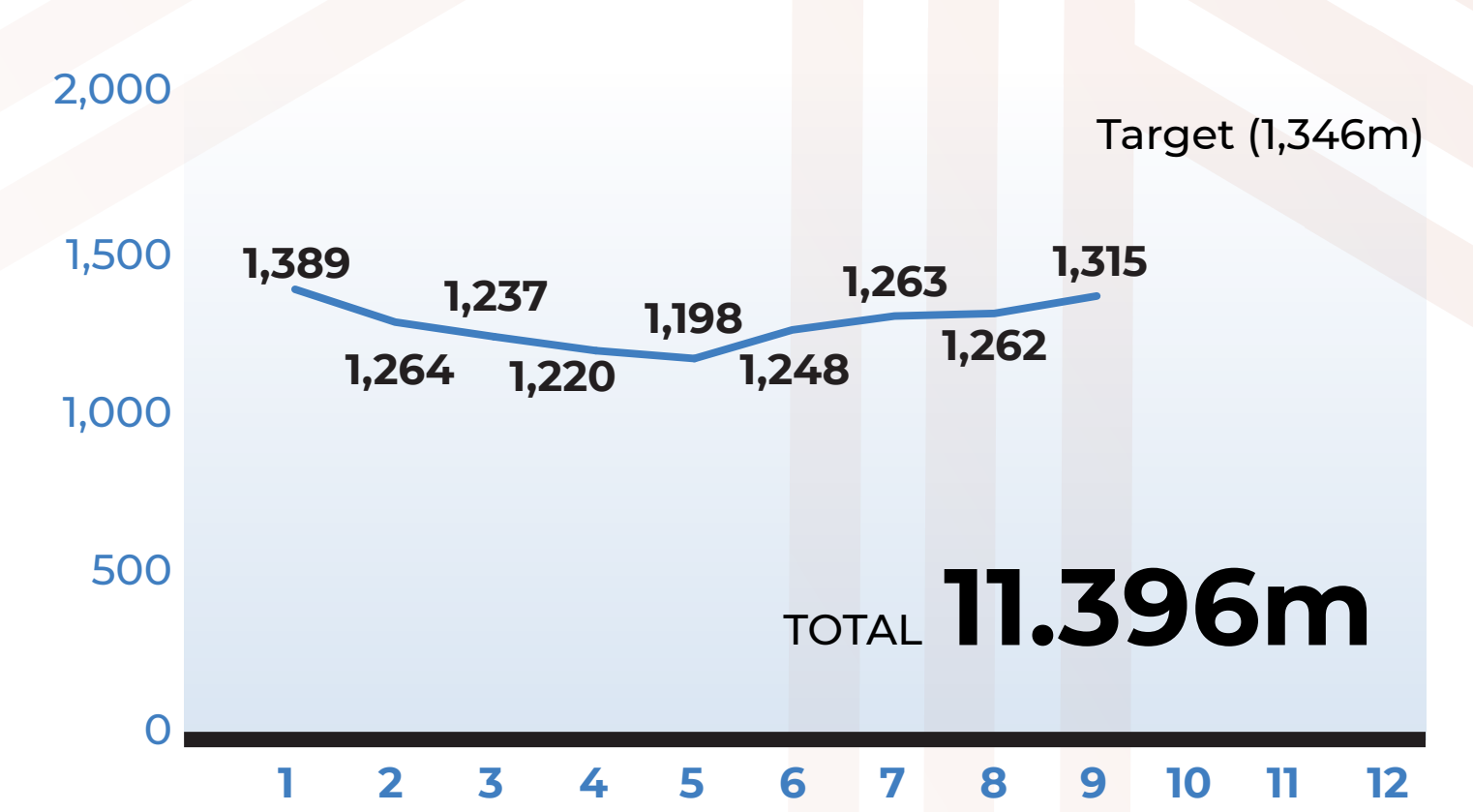
(1,000 OUNCES)



In the third quarter of 2024, gold production in concentrate was 50,394 ounces.

### UNDERGROUND LATERAL DEVELOPMENT

(METRES, MONTHLY)



In the third quarter of 2024, the Underground development at Oyu Tolgoi continued to progress, with the lateral development advancing by 11.396 metres.

## OUR PERFORMANCE

Q3, 2024

