

Creating Prosperity. Together.

OUR PERFORMANCE

Q2, 2025

OUR PURPOSE

To be a partner in our nation’s prosperity by creating a world leading, safe and sustainable copper business together

OUR VISION

Natural wealth to enduring value, knowledge and skill

OUR PRIORITIES

PEOPLE



BEING A WORKPLACE OF CHOICE

PARTNERSHIP



PARTNERING FOR PROSPERITY

PLANET



CARING FOR THE ENVIRONMENT

PROFIT



DELIVERING SUSTAINABLE VALUE



STRATEGIC PRIORITIES

BEING A WORKPLACE OF CHOICE BY:

- Ensuring a safe, healthy, inclusive, and diverse workplace and culture
- Attracting, retaining and motivating people by creating a place where multiple generations are proud to work
- Developing globally recognised highly skilled people

CARING FOR THE ENVIRONMENT BY:

- Finding ways to decarbonise our business as part of the planet’s decarbonisation journey
- Protecting and enhancing biodiversity
- Finding better ways to mitigate the impact of our operations on land, water and air quality
- Partnering to support national water security
- Developing the business to minimise the impacts of future closure




PARTNERING FOR PROSPERITY BY:

- Nurturing and creating trusting relationship with our shareholders and stakeholders
- Aligning with our stakeholders on mutually beneficial goals
- Leveraging our business partners to accelerate the diversification and development of the Local and National economy
- Partnering to promote sustainable development in the areas we operate

DELIVERING SUSTAINABLE VALUE BY:

- Creating a long-term, world-leading copper business
- Delivering the best value case by optimising our strategic plan and investing in ore body knowledge
- Being the best operator by being integrated, innovative and agile; leveraging technology and continuously learning
- Improving the resiliency and stability of our supply chain, including power supply and delivering a premium product to a diverse customer base





HEALTH AND SAFETY

Safety is our utmost important priority at Oyu Tolgoi. If a job is not safe, we will not do it.

IN THE FIRST HALF OF 2025

15,097,932
PEOPLE/HOURS WORKED

In the second quarter of 2025, All Injury Frequency Rate was 0.13 per 200,000 people/hours worked.



INJURY FREQUENCY RATE

TARGET ↓ 0.23

PERFORMANCE 0.13



EDUCATION AND TRAINING
(TOTAL PEOPLE/HOURS)

Oyu Tolgoi continued upskilling its employees in accordance with its vision and provided 219,339 people/hours of training to its employees in 2025.



EDUCATION AND SCHOLARSHIP PROGRAMMES

NATIONWIDE EDUCATION PROGRAMME

Since 2010, 2,219 students have benefited from the Youth development programme, Domestic and International scholarship program.

EDUCATION PROGRAMME IN UMNUGOVI

Since 2016, 662 Umnugovi student's have received scholarships from the Gobi Oyu scholarship and the Herder Families scholarship programmes.



CAREER DEVELOPMENT PROGRAMMES

Since 2013, 1,589 students have participated in Graduate Development Programme, Internship Programme, Apprenticeship programme and Pre-employment Programme.



NATIONAL
EMPLOYEE RATIO

97.6%

COMMITMENT 90%

Oyu Tolgoi's workforce's 97.6% are Mongolians with 16% of our total workforce working on the Underground Project.



FEMALE EMPLOYEES

23.6%

TARGET 25%



People



Partnership

Partnering for prosperity



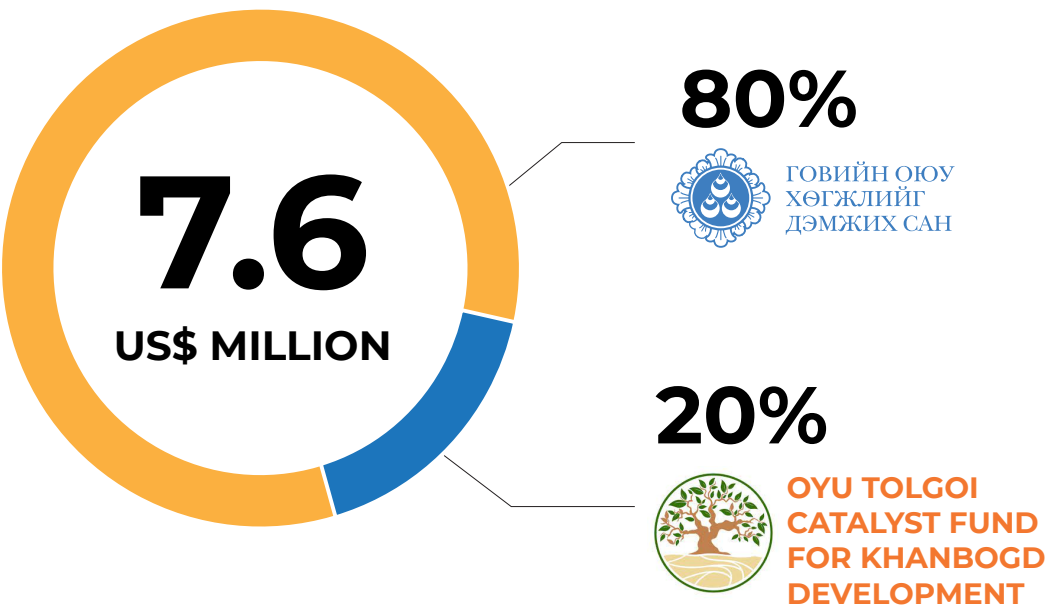
Planet



Profit

SUSTAINABLE DEVELOPMENT PROJECTS IN UMNUGOVI PROVINCE

(Q2, 2025)



Education	US\$296.2 thousand
Culture & history	US\$4.1 thousand
Community Infrastructure	US\$6.4 million
Health&wellbeing	US\$433.9 thousand
Local business development	US\$432.4 thousand

Oyu Tolgoi invested **US\$71.6 million** in sustainable, long-term projects as of the second quarter of 2025 since 2015.

TAXES, FEES AND OTHER PAYMENTS

(Q2, 2025)

157 US\$ MILLION

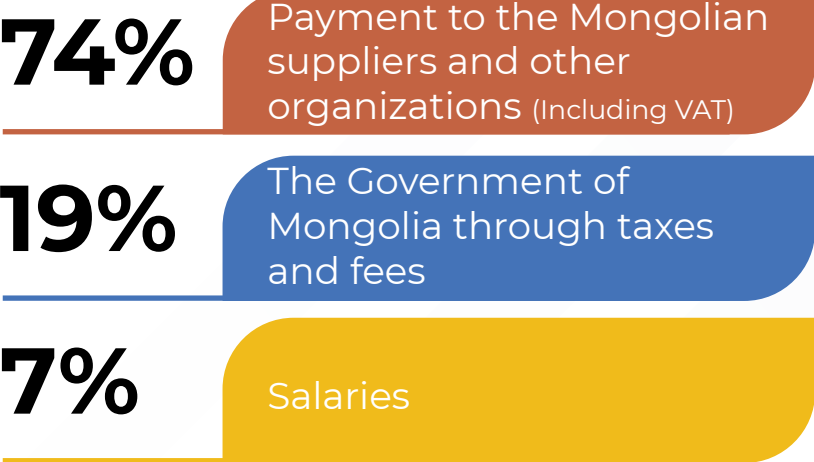
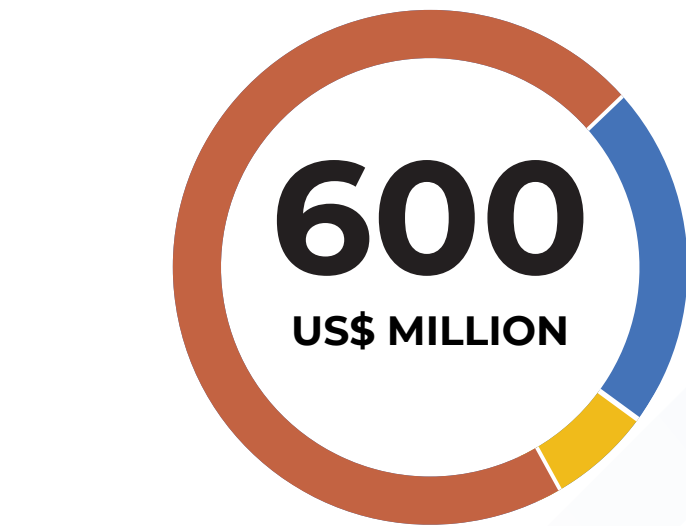
HAS BEEN PAID IN TAXES, FEES AND OTHER PAYMENTS.

Since 2010, Oyu Tolgoi has paid **US\$5.1 billion**** in taxes, fees and other payments, including the VAT* paid to Mongolian suppliers.

*OT does not reclaim VAT.
** Includes payment of the disputed tax of US\$438 million, which is pending the international arbitration decision.

TOTAL IN-COUNTRY SPEND

(Q2, 2025)



Since 2010, Oyu Tolgoi has spent **US\$20 billion** in-country in the form of salaries, payments to Mongolian suppliers, taxes and other payments to the Government of Mongolia.

IN-COUNTRY PROCUREMENT SPEND

(Q2, 2025)

368.2 US\$ MILLION

Oyu Tolgoi operations procurement team collaborated with 772 suppliers in Q2 2025, of which 588 are in-country businesses representing 86% of total operations procurement spend. Since 2010, Oyu Tolgoi has spent **US\$13.4 billion** on in-country procurement spend.

UMNUGOVI PROCUREMENT SPEND

(Q2, 2025)

80.1 US\$ MILLION

In Q2 2025, 104 local suppliers provided goods and services of US\$80.1 million to Oyu Tolgoi. Since 2010, Oyu Tolgoi has spent **US\$1.9 billion** on procurement from Umnugovi province.



OTMongolia



OTMongolia



Oyu Tolgoi



OTMongolia



OTMongolia





People



Partnership



Planet

Caring for
the environment



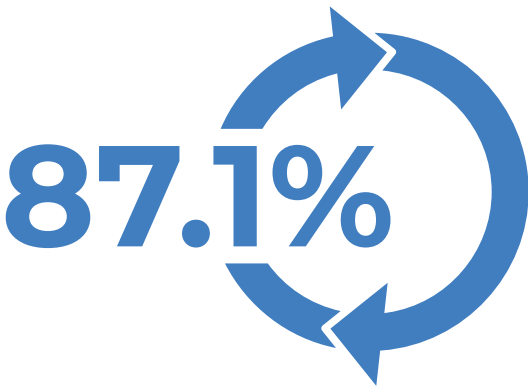
Profit

WATER USAGE PAYMENT

(Q2, 2025)



Since 2013, as of the second quarter of 2025,
US\$75.1 million paid for water usage.



In the second quarter of 2025, we exceeded our water recycling target of 80%, reaching 87.1%.



"100 MILLION TREE FOR THE FUTURE" PROGRAM PROGRESS

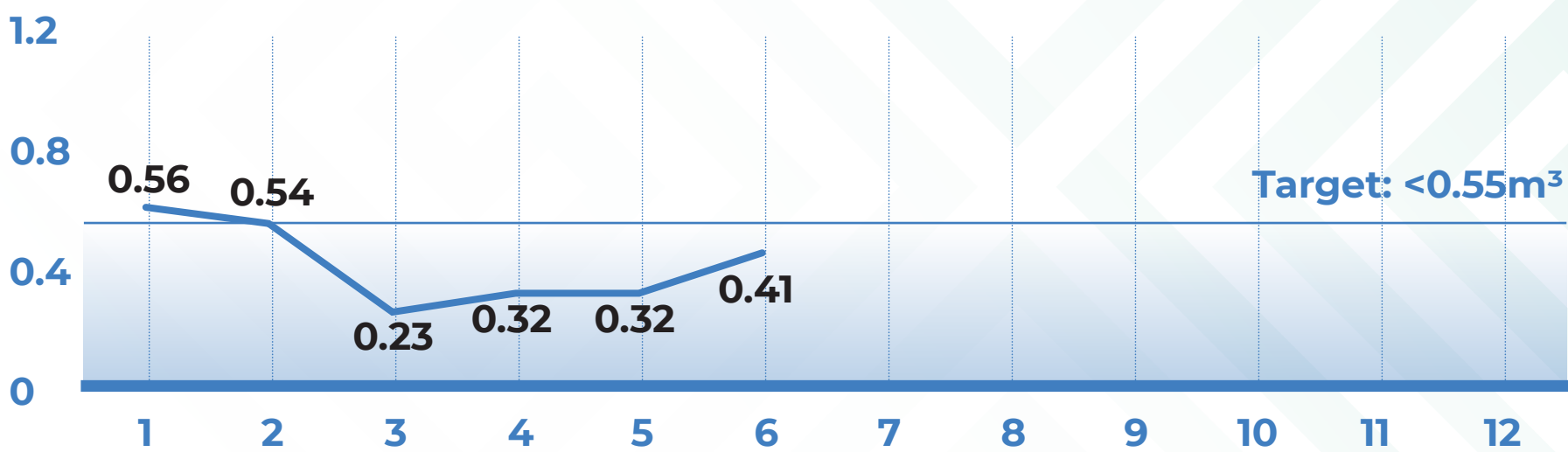
A total of 1.6 million pine trees have been planted across 650 hectares of degraded forest in Selenge and Darkhan-Uul provinces as part of a restoration and reforestation effort.

The Ministry of Environment and Climate Change, the Forest Agency, and Oyu Tolgoi LLC have made an amendment to the Memorandum of Understanding on the implementation of the 100 Million Trees program.

A total of 50,000 saxaul trees were planted across 40 hectares in Khanbogd soum, Umnugovi province.

WATER USE EFFICIENCY

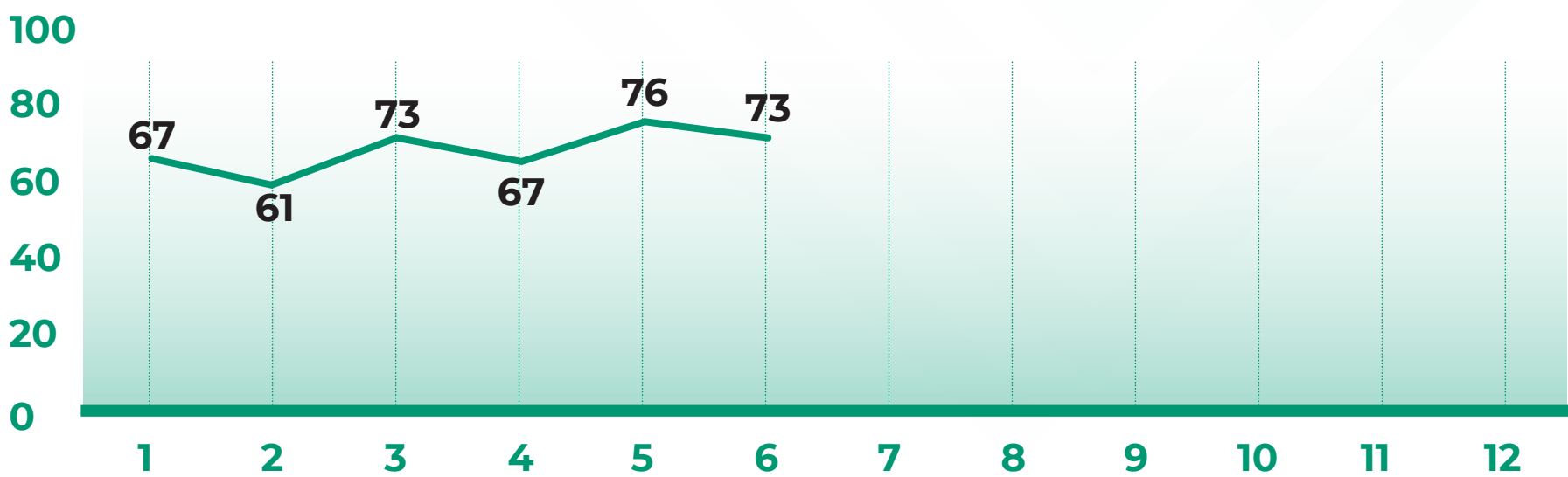
(CUBIC METRES PER TONNE OF ORE PROCESSED BY MONTHS)



Oyu Tolgoi used an average of 0.34 cubic metres of water per tonne of ore processed in in the second quarter of 2025 which is four times lower than the global average of 1.2 cubic metres per tonne.

RECYCLABLE WASTE

(PER CENT BY MONTH)



As of the second quarter of 2025, an average of 72% of the total generated waste is recyclable.

OUR PERFORMANCE

Q2, 2025



OTMongolia



OTMongolia



Oyu Tolgoi



OTMongolia



OTMongolia





People



Partnership



Planet



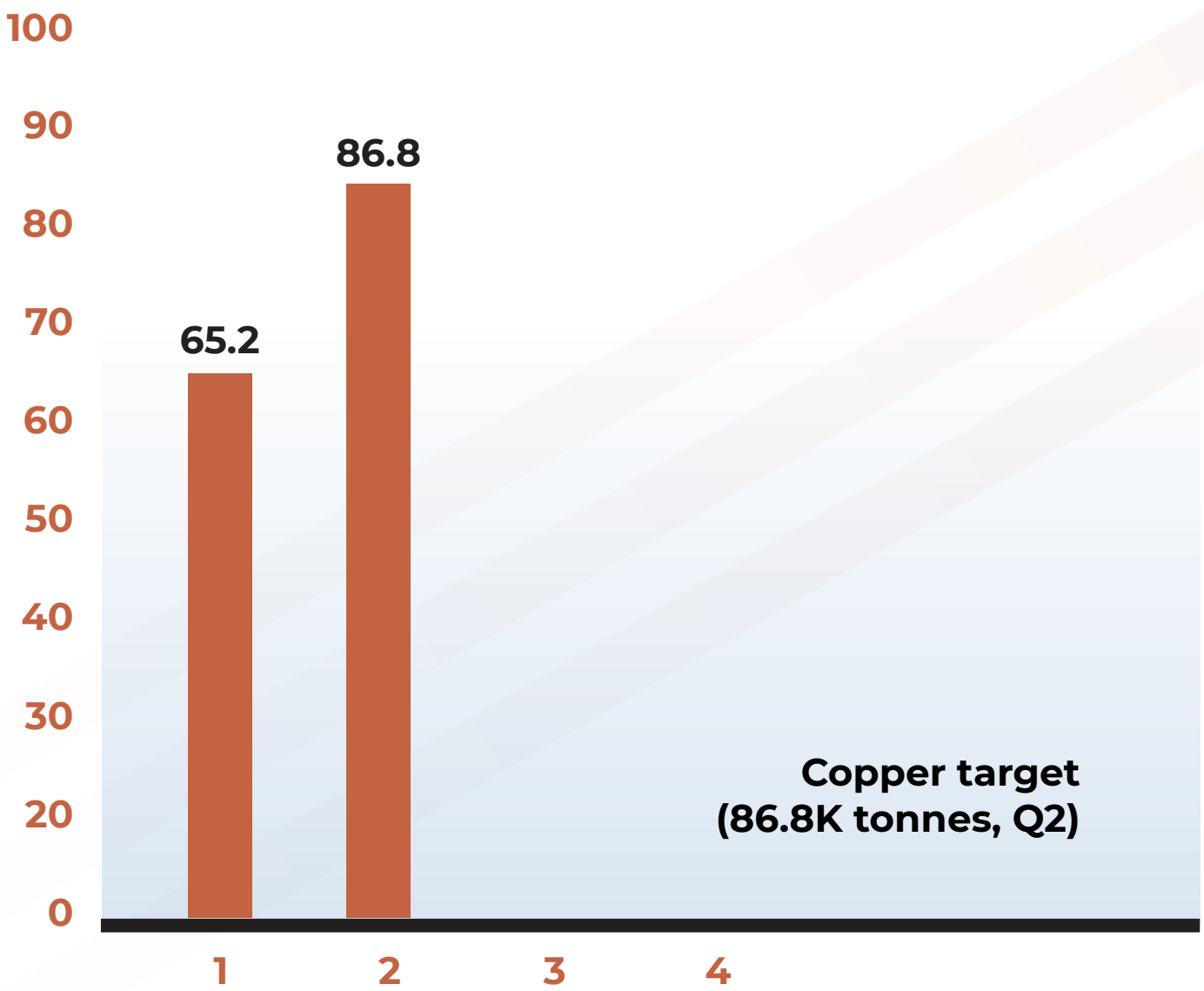
Profit

Delivering sustainable value

- Record copper production in the second quarter and across all three months, representing strong performance from underground and open pit operations.
- Record Concentrate production achieved in May leading to record logistic shipments in June.
- New record Material Handling System (MHS) performance achieved in UG with May average of 37ktpd and a single day record of 47ktpd in April.
- Significant milestone achieved with the Conveyor to Surface (C2S) system officially accepted by the State Commission.

PRODUCTION OF COPPER IN CONCENTRATE

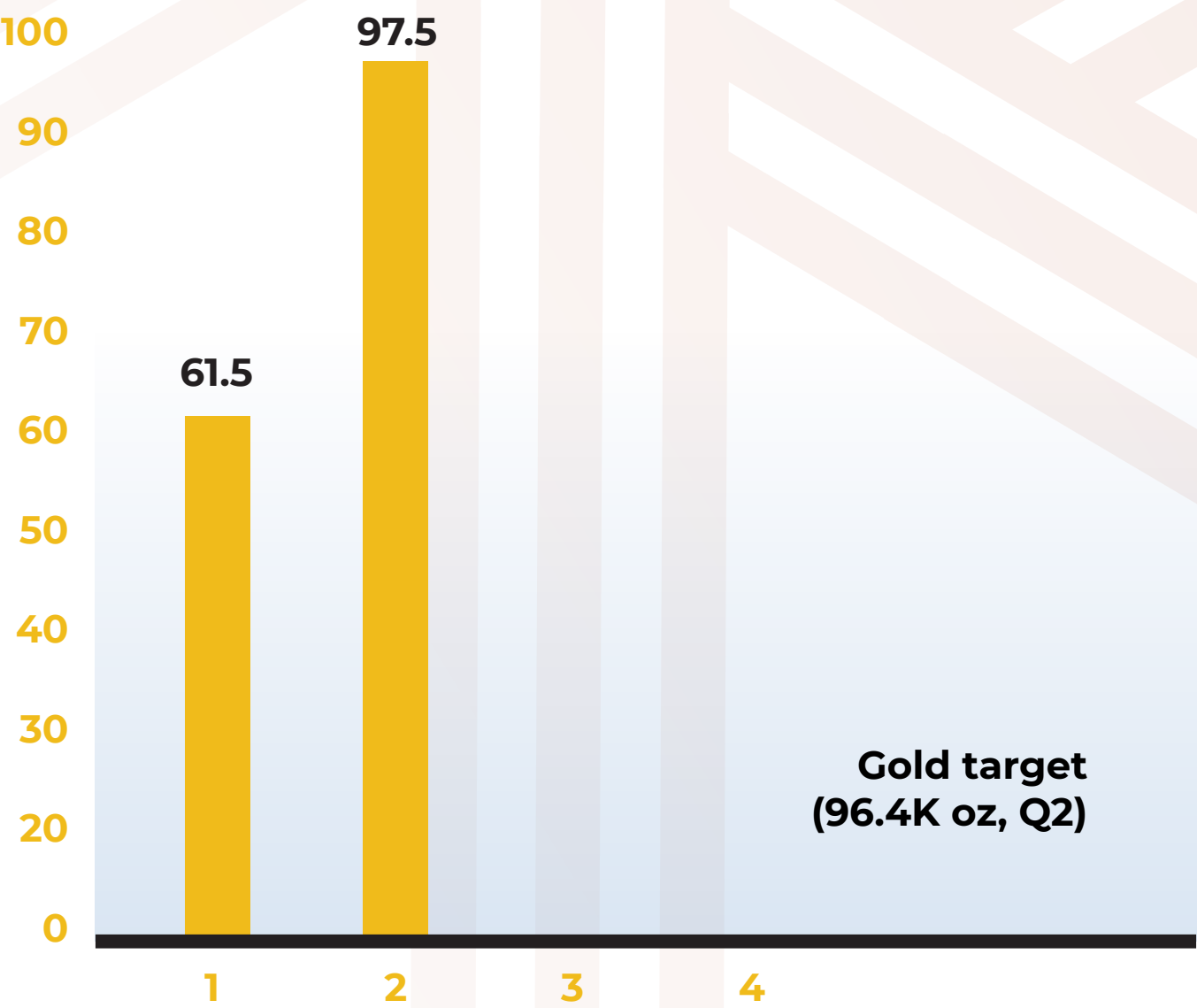
(1,000 TONNES)



Progress for 2025 copper increase remains on track with ramp up in the second half of the year.

PRODUCTION OF GOLD IN CONCENTRATE

(1,000 OUNCES)



Gold production saw a significant increase in the second quarter, mainly due to an uplift grades from mining sequences in the open pit operations.



OTMongolia



OTMongolia



Oyu Tolgoi



OTMongolia



OTMongolia

